


The Fields



The Farmers' Handbook



This Volume's Authors : Chris Evans, Laxman Rana, Bhuvan Khadka, Ms Hommaya Gurung,
Mrs Deumaya Rana
Edited, Designed & Produced by: Chris Evans & Jakob Jespersen
Translated from Nepali by Chris Evans
Proof reading: thanks to Mike Feingold, Margaret Evans, Ted Albins, Rupert Greville, Andy
Langford, Looby Macnamara
Photos: Jakob Jespersen, Chris Evans
Additional photo credits are given in Volume Five
Cover illustration: Mr Motilal Phauja
Typing: Chris Evans
Computer Coordination: Layout Ltd., Kathmandu
Published by: Chris Evans, Jakob Jespersen
Distributors: see p.8 for address
Printed by: Format Printing Press, Kathmandu
First Edition (Nepali) printed June 2001, 7500 copies; 2014, 1500 copies
This Edition 2018, 1500 copies
Farmers' Handbook, ISBN 99933-615-0-X
This Volume : 99933-615-4-2



The Farmers' Handbook is about techniques for sustainable farming and this is the fourth of 5 volumes. There are 9 techniques presented here. In five volumes there are 40 techniques and approaches in total.



This Farmers' Handbook is meant for education and awareness raising as well as practical gardening uses. It is permitted to photocopy for such purposes, but please remember that photocopying can cause pollution to the environment, is expensive & does not give a good quality.

CONTENTS

Subject	Chapter No:
▽	▽
▷ <i>Introduction to this Volume</i>	1
▷ <i>Green Manures</i>	2
▷ <i>No-Till Farming</i>	3
▷ <i>Top Grafting</i>	4
▷ <i>Integrated Fruit Orchard</i>	5
▷ <i>Fruit Tree Planting</i>	6
▷ <i>Agro-Forestry</i>	7
▷ <i>Air Layering</i>	8
▷ <i>Bamboo Cuttings</i>	9
▷ <i>Living Fence</i>	10
▷ <i>S.R.I. Rice Growing</i>	11

The Farmers' Handbook - this Volume's Introduction

This is the fourth volume of a five volume production of the Farmers' Handbook. In all there are forty techniques & approaches shown, of which nine are in this fourth volume. In this volume we introduce you to some of the methods used in the fields. The titles of these are given on the previous contents page.

This Farmers' Handbook has been prepared to provide information about sustainable farming techniques as well as being a resource to run literacy programmes. Information about such programmes and how the Handbook can be used is provided in the fifth volume. As well as technical information, a glossary of new and difficult words is also provided in the fifth volume.



Aims

The main aim of this handbook is to help farmers make their own farms more successful. This is done by providing information about using simple methods which strengthen, rather than damage the environment, and help to create sustainable livelihoods for future generations.

Background

The techniques described in the handbook are the results of research made by the farmers of Surkhet and Jajarkot districts of Mid-Western Nepal. We believe these methods will also work well for farmers of other countries. However, around the world there are diverse climates and soils, and so we expect that small changes will need to be made in the techniques according to this diversity. Similarly, it may be necessary to change plant species according to climatic region, but their function will remain the same. For example, the chapter on the **Living Fence** describes the use of thorny plants as a barrier. In the low altitude, hot Tarai of southern Nepal, "Babool" (*Acacia nilotica*) is suitable for this. But this does not grow in the higher elevations. Here, species such as wild pear, wild blackberry and Sea Buckthorn make a good living fence.

Evaluation & Feedback

Comments and questions about the techniques and approaches described in this handbook will be most welcome. Suggestions for improvement will be used for future editions of this handbook and other similar publications.


Structure of the Handbook

Inside the handbook each method is described in a separate chapter, or chapter. All methods are described in the same way:-

- "What is?" - the method is defined and described.
- "Why?" - the benefits of using this method are then described.
- The main part is then "How to?" make or do the method;
- In the "How To" section the centre pages show colour pictures about the method.
- After describing how to create the method, how to maintain, care for, manage and/or operate it is described.
- After this, there is an interview with an experienced farmer who has built and used the method.
- Finally, information is given about other chapters in the Handbook which are directly connected to this method.

There are minor changes to this structure as appropriate.

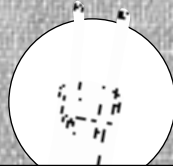




No-Till Farming 3




Green Manures 2



Top Grafting 4

Techniques



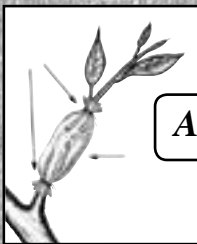
Integrated Fruit Orchard 5




Fruit Tree Planting 6




Agro-Forestry 7



Air Layering 8



Living Fence 10



Bamboo Cuttings 9



S.R.I. Rice Growing 11

Original Nepali version distributed in Nepal by Sunrise Farm, Swoyambhu, Kathmandu, Tel. (01) 4272167 on behalf of Himalayan Permaculture Centre, Surkhet, Tel: 98580 51223

Permanent Publications
The Sustainability Centre
East Meon Hampshire GU32 1HR
tel: +44 1730 823311
info@permaculture.co.uk
www.permaculture.co.uk

Permaculture Association UK
BCM Permaculture Association
London WC1N 3XX
Tel: +44 845 4581805
office@permaculture.org.uk
www.permaculture.org.uk

Nepal Permaculture Group
P.O.Box 8132, Kathmandu, Nepal
Tel: +977-1- 252597
email:- npg@earthcare.wlink.com.np



Support for the production and printing of The Farmer's Handbook has come from Methodist Relief & Development Fund (UK), ActionAidNepal, MSNepal, GTZ Food for Work, Hill Agriculture Research Project (HARP), ICIMOD. In this volume, Green Manures, Agro-Forestry and Zero Tillage chapters have been supported by Helvetas Nepal