

Producing Fruit at Home

● an Introduction ●



'Fruit is the elixir of life'

Did you know ...?



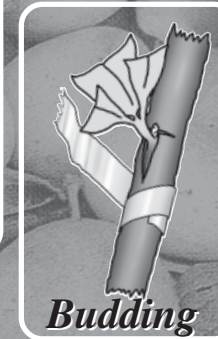
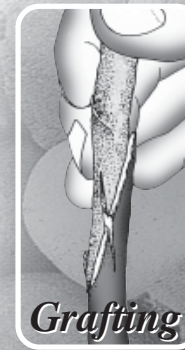
- The reason why people often like sweet food is because of the need for vitamin "C". Fruit has lots of vitamin C, and ripe fruit is usually sweet, so we are programmed to like sweet things. That's why people like sugar products. But of course, there's no vitamin C in sugar !
- Eating a piece of fruit after a meal helps the intestine to digest the meal.
- Fruit is tasty, juicy and nutritious, and contains many essential vitamins and minerals for our bodies.
- It is one of our responsibilities to plant fruit trees. That's why even if we only have a small piece of land, many of us are keen to plant fruit trees.

In this Farmers' Handbook there is information about various methods of producing fruit. In this volume, *Near the House (2)*, are chapters about the Fruit Nursery, Grafting, Budding and Stone Grafting. In the next volume, *The Fields*, are chapters about Air Layering, Top Grafting, Planting Fruit Trees and Integrated Fruit Orchards.














This chapter gives additional information to help the other technical chapters be more effective. They are all connected together to give simple methods to successfully produce more fruit at home.

Information about Improved Fruit Varieties


To grow improved fruit varieties, it's possible to join local, wild varieties with their improved relatives. Information about which species to join, when to join them and which method is used to join them is given in the chart on the next 2 pages.



After this, on page 7, is information about the other chapters related to fruit production.


① The fruits you want to produce are in these columns		② The local species (root-stock) to join them to		③ Here is information about which techniques to use, and when to use them (Northern Hemisphere)					
Species of scion (branch)	Drawing			Grafting	Top Grafting	Budding	Air Layering	Cuttings	Stone Grafting
Peach		wild peach		Feb-March Aug-Sept	Feb-March	June-July	–	Feb-March	–
Plum		wild peach or plum		Feb-March	Feb-March	June-July	Feb-April	–	–
Almond		wild peach		Feb-March	Feb-March	June-July	–	–	–
Apricot		wild peach or apricot		Feb-March	Feb-March	June-July	–	–	–
Walnut		wild walnut		March-April	–	–	–	–	–
Apple		wild apple		Feb-March Aug-Sept	Feb-March	June-July	Feb-April	–	–
Pear		wild pear		Feb-March Aug-Sept	Feb-March	June-July	–	Feb-March	–
Citrus spp.		<i>Trifoliate</i>		Oct-Nov	–	June-July	Feb-April	–	–
Persimon		local persimon		Feb-March	Feb-March	June-July	–	–	–
Mango		wild mango		June-July (stone grafting)	–	–	–	–	May-June
Guava		guava		–	–	–	Feb-April	–	–
Grape		grape		Feb-March	Feb-March	–	–	Feb-March	–
Cherry		wild cherry		Feb-March		June-July	–	–	–

An easy way to irrigate fruit trees



bottle gourd

Bury a porous clay pot about 50cm away from a newly planted fruit seedling. When this is filled with water, it soaks out of the pot directly to the root zone of the seedling. Instead of a pot, the hardened shell of a bottle gourd can be used, with a small hole made in the base.



fruit seedling

clay pot

stone mulch

Subjects Related to Fruit Production

These chapters give different techniques to grow fruit trees successfully in the villages.



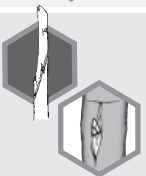
Fruit Nursery chapter

How to grow root stock from local wild fruit seed for grafting and budding on your own land.



Grafting & Budding chapters

Produce high quality and quick fruiting seedlings at home with these 2 methods.



Stone Grafting chapter

Graft improved mango onto local wild trees quickly and easily at home.



Air Layering chapter

Produce good quality citrus, guava, lichi, pomegranate, etc. with this easy method.



Top Grafting chapter

Easy methods to graft wild trees growing in the fields and forests to make productive fruit trees.



Fruit Tree Planting chapter

How to plant out high value fruit trees for best production using local resources.




Integrated Fruit Orchard chapter

Fruit and other multi-purpose trees in an orchard designed to give maximum yields quickly.



Farmers' Innovation - Plastic or Organic ?

To bind grafted fruit trees plastic tape is usually used. But Mr Lal Bahadur Buddha, a Farmers' Leader from Jajarkot district, Danagaun-2, Kalpat village in Nepal, has found a method which doesn't need plastic for grafting, budding and top grafting work. He very carefully strips a thin layer from the surface of the **Sisal** plant (*Agave spp.*) and uses this instead to bind scion to rootstock (see picture). Using plastic you need to be careful to cut it off after 3-4 months or it will strangle the seedling. Not so with sisal - because it is organic it degrades and falls off by itself.



Lal B. Buddha



Lal Bahadur has for many years played a leading role in fruit improvement in his district. He has even invented a new method to graft walnut (see the **Grafting** chapter). When experts from the Horticulture Station in Kathmandu said that it is only possible to get a 25% success rate with walnut, Lal was getting 80% with his own method. He spends his time teaching other farmers his methods.

